

Mathematics


Language

**Motor
development**


Nature



3
NEW ITEMS




Toys for Life



3+ Build the tower

Item #: 900000105

Build towers as shown on the assignment cards. Learn to distinguish various colors and shapes and to convert a 2-D picture into a 3-D structure. Improve hand-eye coordination and fine motor skills.



3+ Stick the shape

Item #: 900000082

Combine color and shape and take the correct card as quickly as possible with the suction cup. Develop precision and speed.




3+ Sort the beads

Item #: 900000086

Learn about shapes, colors, order and patterns. Follow the patterns as shown on the assignment cards to fill the standard or thread. Choose own colors for the black and white patterns.

123



3+ Rings and sticks

Item #: 900000101

Create the figures of the assignment cards with the rings and sticks or create your own. Compare various colors and sizes. Stimulate fine motor skills and visual analysis.



3+ Build a flower

Item #: 900000092

Place the colorful shapes on the rods and create beautiful flowers. Develop spatial orientation and fine motor skills.

I learn
about
shape
and
color

Building strong foundations in Mathematics




Toys for Life

Our Math education products provide an engaging way to develop counting skills and link numerical symbols to quantities.

Through activities that explore colors, shapes, sorting, and sequencing, essential skills like logical thinking and structured learning are nurtured.

By mastering these concepts, a solid foundation is laid for key skills in arithmetic and mathematics for future growth and success.

Mathematics



3+

Sort the figure

Item #: 90000104

Use the blocks to experiment with various colors and sizes. Position the blocks in the frame to develop spatial reasoning and fine motor skills.

4+

Chase the cheese

Item #: 900000679

Spin, count and collect cheese. Practise addition and subtraction up to 10, and strengthen communication and cooperation.



NEW

3+

Sort the bears

Item #: 900000083

Place the bears with the same color and size in front of or on the assignment card. Use the tweezers to develop fine motor skills.



I learn about color nuances

3+ From dark to light

Item #: 900000093

Sort cards from darkest to lightest and vice versa. Learn to understand gradations of hue and the impact it has on images.



I learn to build and count

3+ Stack the rings

Item #: 900000107

Fill up the sticks by rolling the dice and collecting rings. Along the way, practice essential skills like color recognition, counting, addition and subtraction.





3+ From 1 to 10

Item #: 900000089

Discover and combine cards with the same number representation. Numbers 1-10 are visualised in various ways: number symbols, dice, part of a circle, stars and rectangles.



I learn to count up to 10

4+ Geo loops

Item #: 900000637

Unleash creativity and explore geometry! Stretch rubber bands around the pins to craft shapes and designs while learning key concepts like perimeter, surface area, and angles. Follow the included example cards for inspiration, or let your imagination run to create unique masterpieces.





3+ **Count the apples**

Item #: 90000091

Fill trees with the amount of red apples, indicated by a number symbol and dots. Complete trees with green apples up to 10. Develop fine motor skills and the splitting of quantities.

3+ **Mathematic bus**

Item #: 900000108

Let passengers get on or off the bus to practice math skills. How many passengers take a ride with the bus? Introduce counting, adding and subtracting up to 10.



NEW



4+ **Catch the match**

Item #: 900000681

Play a fast and fun game that sharpens observation and speed. Turn over a card to reveal a colored shape, then place your open circle or square over the picture that shows that exact color combination. Combine shapes and colors while practising quick thinking and strategy.



3+

From full to empty

Item #: 900000090

Sort the images from empty to full and vice versa. While playing, children learn about concepts such as "more than" and "less than".

1 2 3



3+

Measure and compare

Item #: 900000299

Place the wooden blocks on the assignment cards. For the exercises with only outlines you can choose which colors and lengths to use. Develop spatial reasoning and logical thinking skills by measuring and comparing blocks of various lengths and colors.

3+

Peek and tell

Item #: 900000106

Place the items in the wooden stand as shown on the assignment cards or create your own story. Stimulate spatial orientation, vocabulary and storytelling.





4+

Math matrix

Item #: 900000161

Practice spatial orientation by sorting the image cards into their respective places on the matrix. Learn about size, position, color combinations and quantities.



3+ Build the figures

Item #: 900000094

Create the geometric image by following an assignment card. For a challenging game, recreate one quarter of an image which is completed when reflected in the mirror. Shape, pattern and spatial relationships take a new perspective.

I learn to compare and measure lengths



5+

Fill the road

Item #: 900000162

Complete the roads by placing blocks of varying lengths onto the workboard. Practice fitting, measuring, comparing, and exchanging different lengths, fostering essential spatial and problem-solving skills.



5+ Rolling logic

Item #:900000634

Crack the Marble Code! Pick an assignment card and recreate it using the play blocks. Fill all the empty spaces with flipped blocks. Hold the game board with both hands and guide the marble from green to red. Develop visual-motor skills and spatial orientation while exploring coding concepts and problem-solving strategies.



5+ What time is it

Item #: 900000110

Learn to tell the time from 1 to 12 or from 13 to 24 hours. Learn to identify the hour and minute hands.



5+ Shaper

Item #: 900000554

Shape and compose intricate patterns. Recreate patterns from the provided image cards or design own patterns on the Shaper boards. With vibrant colors and patterns, they delve into understanding geometric components within a whole, developing visual-motor skills, and learning the names of colors and shapes.





3+ **Color twist**

Item #: 900000552

Don't run in circles with this color memory game, it's almost like hide and seek. When pegs are placed on the board, they all look alike. Rolling the die determines which color to search for. Lifting pegs reveals their true color. Play, observe, recall, and collect all matching pairs. The one with the most pinpointed and paired pegs wins. A strategic visual-motor game that adds a twist to memory.



123

3+ **Find and count**

Item #: 900000085

Search for assignment strip items on the theme boards. For each item found, place a bead on the stand. Flip the assignment strip over for the answers, shown in both dots and numbers. Stimulate counting and number sense up to 10.



3+ Cross - out

Item #: 900000550

Are you the seasoned observer who spots everything? Identify, check, and tag it. Choose one of the four thematic storyboards and its three corresponding observation strips. Identify which of the five pictures on the strip is not on the storyboard. Tag it with the transparent cross-out card. Flip and confirm your observation. With increasing difficulty, visual-motor skills, vocabulary, and critical thinking are developed.



I learn
to build
a story

3+ Tell the story

Item #: 900000111

Place 4 cards in a logical sequence and create a story. Develop logical thinking and story telling skills. Also stimulate children to create their own stories. With self-check.





4+ Animal logic


Item #: 900000097

A stimulating game inspired by the classic Sudoku puzzles, where each item can be used only once in each row and column. This activity encourages children to develop both analytical and creative thinking skills as they solve the challenge.

3+ Search and find

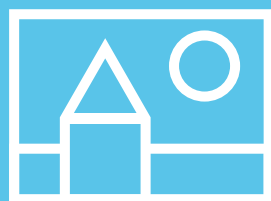
Item #: 900000109

Insert one assignment card into the game box upper shelf and try to find the related pairs by lifting the red discs. Develop hand-eye coordination, spatial insight and visual discrimination.



Building strong foundations in Language

Language



Toys for Life

Our language development products are designed to stimulate children's communication skills while helping them understand and express their emotions.

Additionally, these tools expand vocabulary and encourage children to practice storytelling, fostering creativity and self-expression.

By developing these essential skills, children build a strong foundation for future reading and writing success.



4+ Catch the emotion


Item #: 900000159

Try to find appropriate situations for each emotion. In doing so, practice recognizing and naming the 4 basic emotions: happy, scared, angry, and sad. Expand your vocabulary and learn to deal with emotions by discussing them together.

4+ Sort the profession

Item #: 900000160

Match the puzzle pieces with their corresponding occupations. Learn about occupations and practice vocabulary and fine motor skills. The puzzle pieces can be combined in any way, allowing for many different stories to be told.



I learn to give and understand instructions



5+ Duo chat

Item #: 900000635

Cooperative game that encourages children to complete tasks by communicating effectively. Through conversation, they develop their vocabulary and strengthen communication skills. The game fosters teamwork, helping children discover the power of collaboration and shared success. This engaging activity helps children build essential collaboration and communication skills by placing magnets on the board in the same spot as their teammates.

3+ Feel the letter

Item #: 900000099

Follow letter shapes with your index finger or the wooden pen. Stimulates pre-writing skills, letter shape recognition and fine motor skills.



3+ Find the profession

Item #: 900000680

Find the matching picture cards and sort them with the right profession. Learn about job characteristics and expand vocabulary.



3+ Tale tiles

Item #: 900000636

Create your own story by arranging the dominoes and talking about them! This activity boosts vocabulary, storytelling, and correct articulation. Promote language development, fine motor skills through precise placement, and basic math through sorting exercises.





3+ Build together

Item #: 900000328

Cooperate and build constructions following assignment card images or create own designs. Give one another verbal instructions such as, "Put the red block on the green one". Stimulate communication, teamwork and creativity.

I learn to recognize and name seasons



3+ Lotto 4 seasons

Item #: 900000158

Match the image cards and sort them by season. The theme sheets feature the same location throughout different seasons. Learn about the characteristics of spring, summer, autumn, and winter and expand your vocabulary.




3+

Nuts and bolts

Item #: 900000329


Screw the bolts onto the nuts. Learn about shapes and colors and develop hand-eye coordination and fine motor skills.



I learn fine motor skills



Developing fine Motor skills for enhanced learning



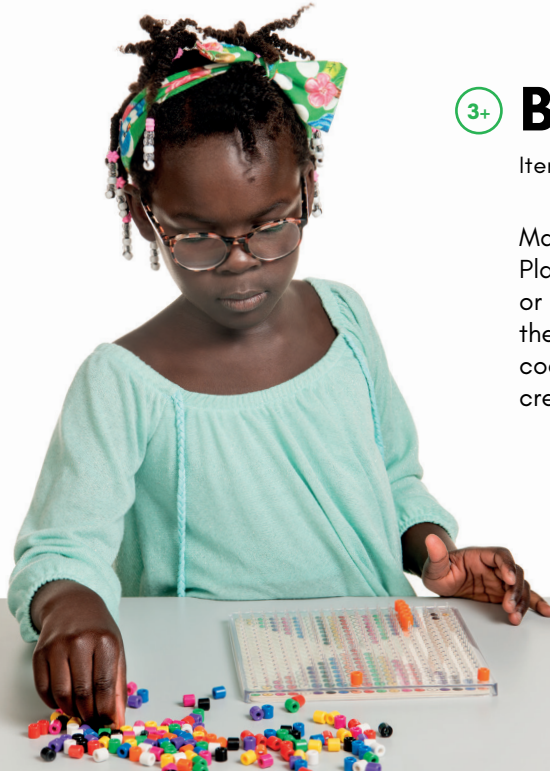
Toys for Life

Our fine motor skills products help children practice movements of the elbow, wrist, and hand, refining their precision and control.

These tools encourage children to engage in tasks requiring small, precise actions, building coordination and focus.

Strong fine motor skills are essential for the development of effective writing and other key life skills.

Motor development



3+ **Build with beads**

Item #: 900000087


Make colorful patterns with beads. Place a transparent bead board on or next to an image card and add the beads. Stimulates hand-eye coordination, spatial awareness and creativity.



4+ **Look and lace**

Item #: 900000103


Create colorful designs by threading strings through the perforated assignment cards. Use the blank side to create your own designs.




4+ **Hammer tic**

Item #: 900000088

Create mosaic designs with geometric shapes in various colors. Model one of the assignment cards or make your own unique creations. Improve fine motor skills and hand-eye coordination.





3+ Pin Pattern

Item #: 90000553

Create vibrant patterns with the mosaic with insert pins. By placing a pattern card in the perforated mosaic board, children can recreate existing patterns or design their own. Developing strategic thinking, clear communication, and visual-motor skills.



5+ Lace the shoe

Item #: 900000163

Lace the shoes. Either copy the example card or come up with your own patterns. Practice fine motor skills by threading the laces. Carefully look to the left, right, up, and down, in order to practice spatial awareness.



3+ Lace the sea animals

Item #: 900000102

Throw 2 color dice and lace a sea animal with the 2 corresponding colors. Or place a series of cards on the table and lace the same sea animals. Develop visual discrimination, sorting and fine motor skills.



4+ Hexagon - nature

Item #: 900000374

Make a figure by matching images together. Practice concentration, visual discrimination, spatial orientation, motor skills, and vocabulary.



I learn
about nature



3+ Animal memo

Item #: 900000373

Sort the animals. Find parent, child and element of the animal. Thereby, learn to use the names of animals in the right context. The game stimulates the ability to concentrate and trains the fine motor skills. Play the memory game to develop the skills of playing together.



4+ Life cycle

Item #: 900000300

Place the life cycle in the right order in the wooden stand. The set includes the life cycle of: people, dog, wasp, butterfly, frog, bird, flower, carrot, apple and rice.



4+ Waste sorting

Item #: 900000551



Explore in which bin an item belongs. A roll of the color die determines the container. Match a picture card with an item suitable to drop in the container. As a 'check-before-you-drop', flip the card and confirm the right choice by color code. This exploration of waste separation, develops children's sorting skills, enhancing their communication and collaboration abilities.

Exploring Nature, Fostering Responsibility



Toys for Life

Our nature exploration products introduce children to the world around them, helping them discover and understand the environment.


Through activities like sorting and memory games, children also expand their vocabulary and cognitive skills.

By focusing on nature, children not only learn to appreciate the world they live in but also develop a sense of responsibility for its care.


Proud Owners

of Leading
Educational Brands

heutink.
international







Toys for Life



HIGH QUALITY &
SUSTAINABLE MATERIALS



ADHERING TO HIGHEST
SAFETY STANDARDS



ALL MATERIALS COME WITH
EDUCATIONAL MANUALS



ATTRACTIVE AND
SUSTAINABLE PACKAGES



YEARS EXPERIENCE
IN EDUCATION



FROM THE MAKERS OF
EDUCO & NIENHUIS

[toysforlife.com](https://www.toysforlife.com)

heutink.
international

Anders Celsiusstraat 15 | 7442 PB Nijverdal | Nederland
T +31 (0) 88 20 35 700 | E info@heutink.com | W www.toysforlife.com